

ISTRUZIONI PER L'APPLICAZIONE DEL PRODOTTO

1 PREPARAZIONE DEI SUPPORTI

Per ottenere risultati ottimali è necessario pulire accuratamente la superficie da trattare, asportando le vecchie pitture non perfettamente aderenti.

In caso di supporti friabili o incoerenti applicare una mano di Fissamuro Ambientesano. Essiccazione 12/24 ore.

2 APPLICAZIONE DI ABSTRACT FONDO

Applicare uno strato di Abstract Fondo, usando un rullo a pelo corto.

Resa di Abstract Fondo: 10 m²/lt

Sovrapplicazione: 4-6 ore a seconda della temperatura ambientale.

3 APPLICAZIONE DI BRERA

Il metodo di applicazione ed il tipo di attrezzo usato (pennello, tampone, spugna e guanto) permettono di ottenere innumerevoli finiture. La resa varia secondo il metodo applicativo, il tipo di attrezzi usati e il supporto, ciò può dare origine ad effetti cromatici differenti.

Il prodotto ha un tempo di essiccazione lungo per facilitare la lavorazione, tuttavia per evitare giunte o sovrapplicazioni si consiglia di non interrompere il lavoro a metà parete. Non applicare mai ad una temperatura inferiore ai 5°C e superiore ai 30°C.

USAGE INSTRUCTIONS

1 SURFACE PREPARATION

To obtain the best results, the surface to be treated must be cleaned thoroughly, removing old paint and loose material (not perfectly bonded). When working with cracking or unbonded surfaces, apply one coat of Fissamuro Ambientesano.

Drying 12/24 hrs.

2 APPLICATION OF ABSTRACT FONDO

Apply one coat of Abstract Fondo, using a short fibre roller.

Coverage of Abstract Fondo: 10 m²/lt

Recoatings: after 4-6 hours depending on the ambient temperature.

3 APPLICATION OF BRERA

The application method and type of tools used (brush, sponge, glove and pad), allows to achieve an wide range of finishes and effects.

Coverage varies according to application method, type of tools used, and substrate.

The product's drying time is long to facilitate working, however, to avoid joints or recoating signs we suggest that you shouldn't interrupt the application while wall is incomplete. Never apply at temperature below 5°C or over 30°C.

CONSEIL DE MISE EN ŒUVRE DU PRODUIT

1 PRÉPARATION DES SUPPORTS

Pour obtenir de meilleurs résultats il faut bien nettoyer la surface à traiter, en enlevant les anciennes peintures qui n'adhèrent plus.

Dans le cas de supports qui s'effritent ou qui sont irréguliers, appliquer une couche de Fissamuro Ambientesano.

Séchage 12/24 heures.

2 APPLICATION DE ABSTRACT FONDO

Appliquer une couche de Abstract Fondo, en utilisant un rouleau à poil court.

Rendement Abstract Fondo: 10 m²/lt

Recouvrable: 4-6 heures selon la température ambiante.

3 APPLICATION DE BRERA

La méthode d'application et le genre d'outil employé (pinceau, tampon, éponge naturel et gant) permettent d'obtenir plusieurs types de finitions.

Le rendement change en fonction de la méthode d'application, du genre d'outils utilisé et du support qui peuvent donner des effets chromatiques divers.

Le produit a un temps ouvert très long pour faciliter sa mise en oeuvre, toute fois pour éviter des marques ou de reenduisage, nous conseillons de ne pas interrompre les travaux à demi pari. N'appliquer jamais à une température inférieure à 5°C et supérieure à 30°C.

INFORMAZIONI TECNICHE

RESA: circa 10-15 m²/lt

PULIZIA ATTREZZI: acqua e sapone

TEMPERATURA DI STOCCAGGIO: +5°C/+35°C

PRONTO ALL'USO

ATTREZZI: pennello, tampone, spugna e guanto

TECHNICAL INFORMATION

COVERAGE: about 10-15 m²/lt

TOOLS CLEANING: water and soap

STORAGE TEMPERATURE: +5°C/+35°C

READY TO USE

EQUIPMENT: brush, pad, sponge and glove

INFORMATION TECHNIQUE

RENDEMENT: environ 10-15 m²/lt

NETTOYAGE DES OUTILS: eau et savon

TEMPÉRATURE DE STOCKAGE: +5°C/+35°C

PRÊT À L'EMPLOI

APPLICATION AVEC: pinceau, tampon, éponge et gant



Boero Bartolomeo S.p.A

I - 16121 Genova - Via Macaggi, 19 - Tel. +39 010.5500.70 - Fax +39 010.5500.730
www.attivacolori.it - e-mail: sales@attivage.it

MADE IN ITALY




P053300000001000

brera


abstract
decoration

Finitura Decorativa
Decorative Finish
Finition Décorative

Effetto velatura
Glazed effect
Effet essuyé



EFFETTO PENNELLATO - BRERA 25




EFFETTO SPUGNATO - BRERA 31


Tutte le tinte riportate sulla presente cartella sono da considerarsi puramente indicative
All colors shown on this colour card are merely indicative
Toutes les couleurs présentées sur ce tableau sont à titre indicatif




BRERA 48



BRERA 49




BRERA 36



BRERA 28




BRERA 21




BRERA 41



BRERA 42



BRERA 24



BRERA 60



BRERA 66



BRERA 65



BRERA 27



BRERA 19




BRERA 59



BRERA 18



BRERA 14



BRERA 67




BRERA 68




BRERA 63



BRERA 64



BRERA 55




BRERA 62



BRERA 61



BRERA 53



BRERA 38



BRERA 45



BRERA 51



BRERA 50




BRERA 32




BRERA 44



BRERA 70



BRERA 69



BRERA 37



BRERA 46




BRERA 15



BRERA 30




BRERA 22



BRERA 23



BRERA 17




BRERA 71



BRERA 57




BRERA 16




BRERA 54




BRERA 56




BRERA 12



BRERA 52



BRERA 26



BRERA 58